



ANTONINI
NAVI

ANTONINI
NAVI




XPD-88

XPD-88

CONCEPT



The XPD 88, proposes a strong personality at 24 meters, born from the desire to enjoy the sea authentically, at low speeds and close to water level. Even larger yachts envy the layout of the living spaces, which make every consideration for life on board.



XPD SERIES ICE CLASS



The XPD series is a modern reinterpretation of the Explorer Yachts, designed with simplicity and elegance with a primary objective: traveling. The philosophy that links the models in the range is experiencing the sea through a 360° slow-cruising experience.

In addition to the version with traditional engine, a low ecological impact alternative is offered thanks to a series hybrid propulsion system, for a cruise in full respect of nature that promotes environmental sustainability.

XPD-88 & XPD-120

INT/EXT DESIGN | ENGINEERING

STUDIO SCULLI

Mauro Sculli is a naval architect who started his career in the 90s.

He is knowledgeable, innovative and non-conformist designer; these characteristics convinced his friend Aldo Manna and the Antonini brothers to undertake this new and fascinating adventure together with him and his collaborator Matteo Covini.



ISS

XPD-88

OPEN AREAS

>170 m2 of open areas for guests



XPD-88

OWNER'S SUITE

The owner's suite can have a surface area of over 35 square meters and a private terrace.

From the owner's cabin there is the direct access to the steering wheel area.



XPD-88 <300 GT

TECHNICAL SPECIFICATION

MATERIALS

Hull: Steel

Superstructure: Steel

DIMENSIONS

Length over all (LOA): 28.40 m

Waterline length (LWL): 26.65 m

Max beam (with manoeuvring wings): 9.00 m

C.E. Omologation: <24 m

Draught, full load under the keel: 2.25 m

GROSS TONNAGE: <300 GT

CAPACITIES

Diesel oil: 32.000 l

Fresh Water: 9.300 l

Black Water/grids: 5.800 l

Clean oil/dirty oil: 25/250 l

Bilge: 2.200 l

SPEED RANGE

Max Speed: 12 kts

Range @8.5 kts:..... 6.000 nm

ENGINES:..... x2 Cat C18 533 KW@1800rpm

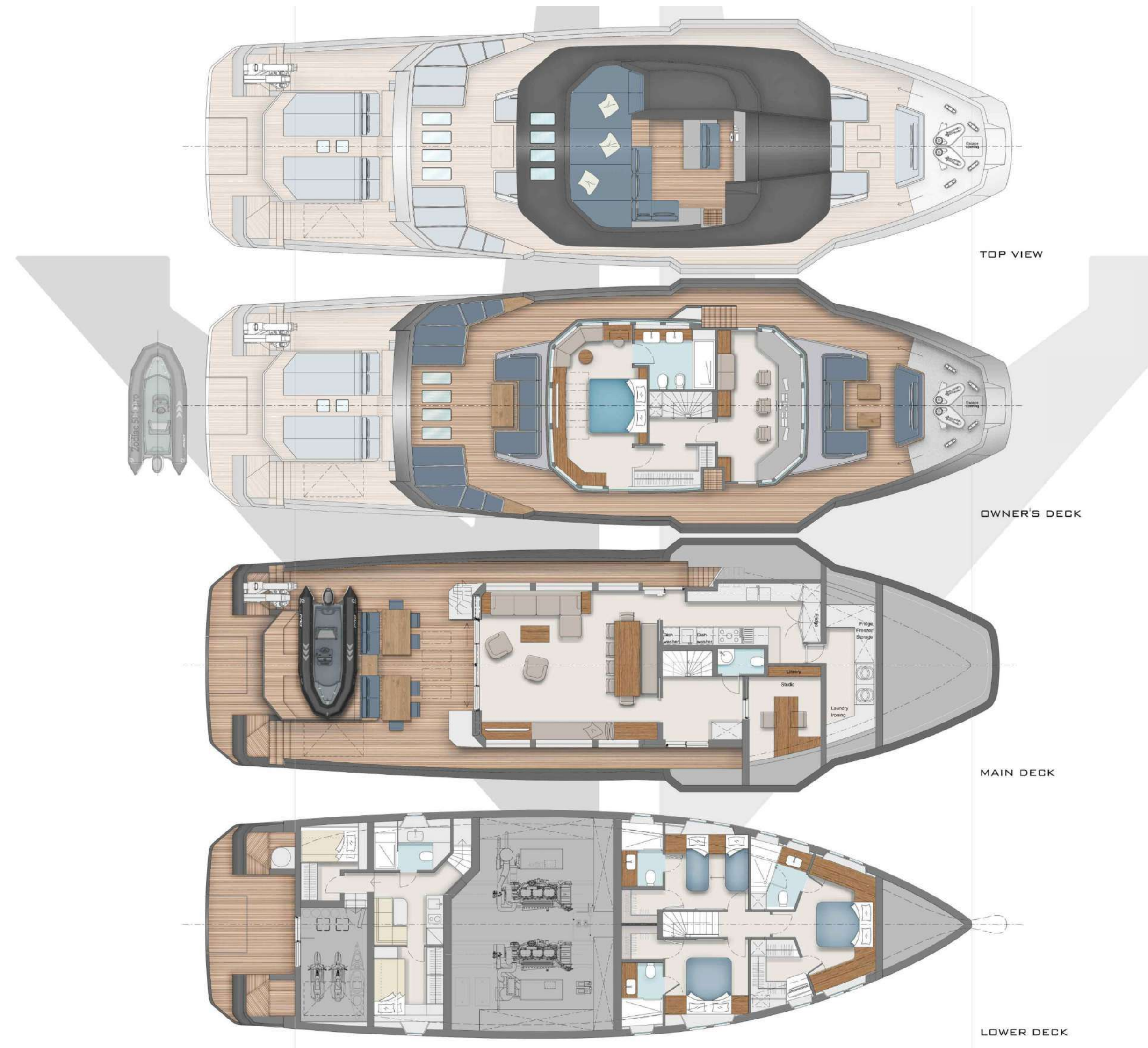
MAIN EQUIPMENT

Passengers: 8p - 4 Cabins

Crew: 2+2p - 2 Cabins

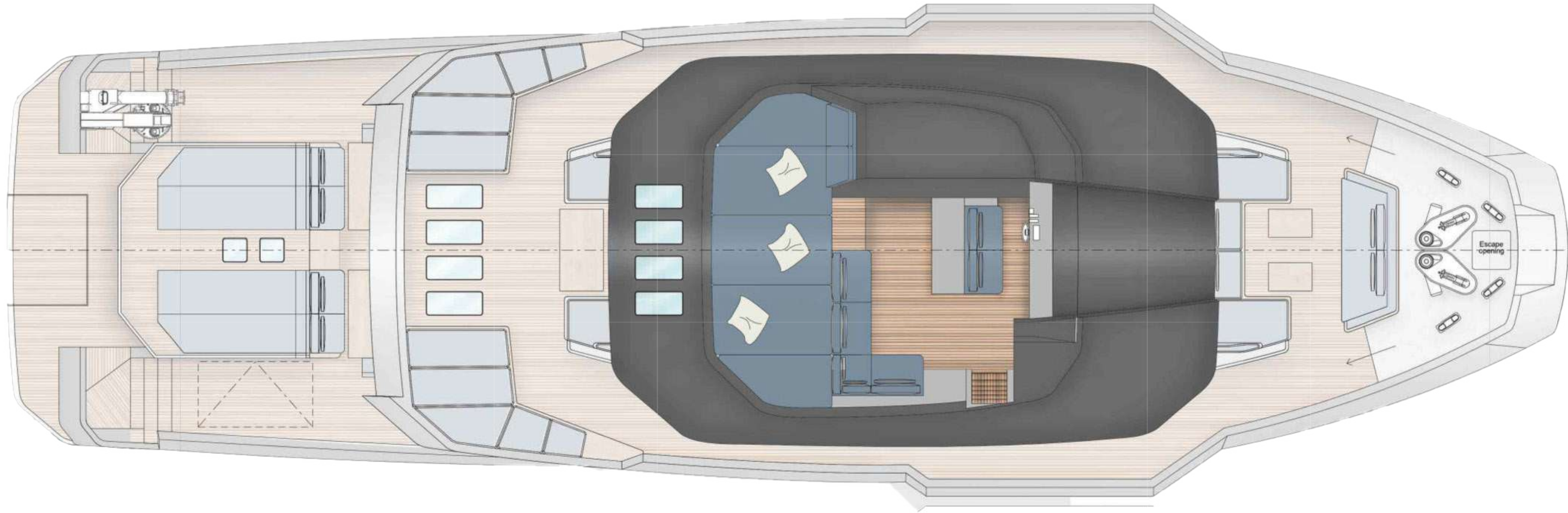


XPD-88 <300GT
**GENERAL
ARRANGEMENT**



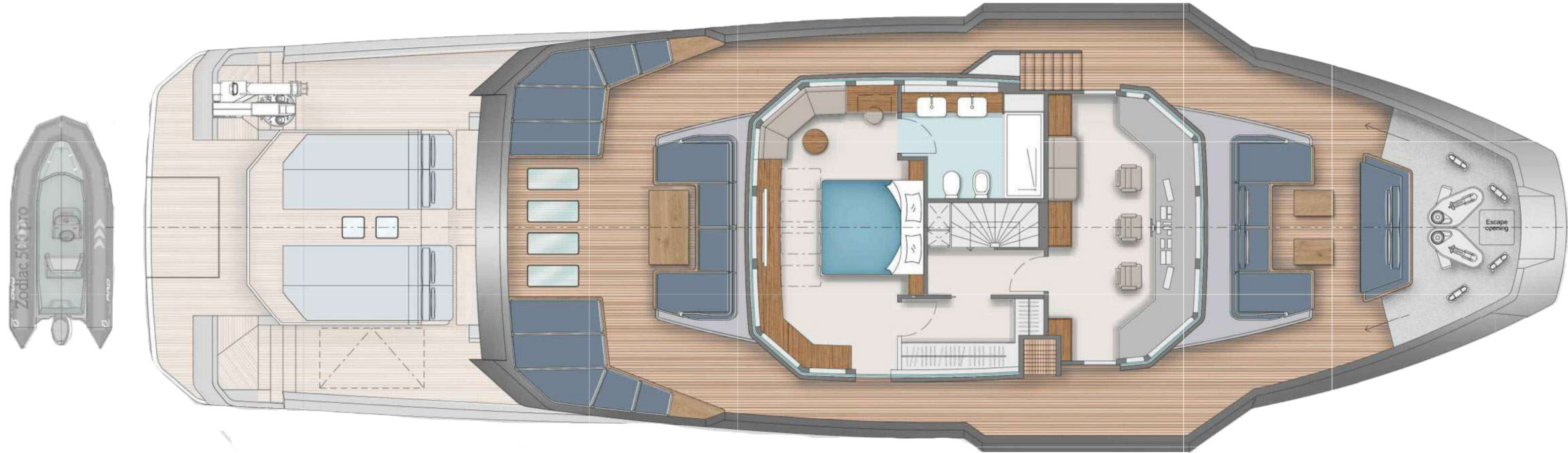
XPD-88

SUN DECK



XPD-88

UPPER DECK



XPD-88

MAIN DECK




XPD-88

LOWER DECK





XPD-88



XPD-88



ANTONINI
N A V I

ANTONINI NAVI S.R.L.

Sede legale e stabilimento:

Località Pertusola - Frazione Muggiano - 19032 Lerici (LA SPEZIA) - ITALY

Ph +39 0187 1771300

info@antonininavi.com

www.antonininavi.com - www.gruppoantonini.it